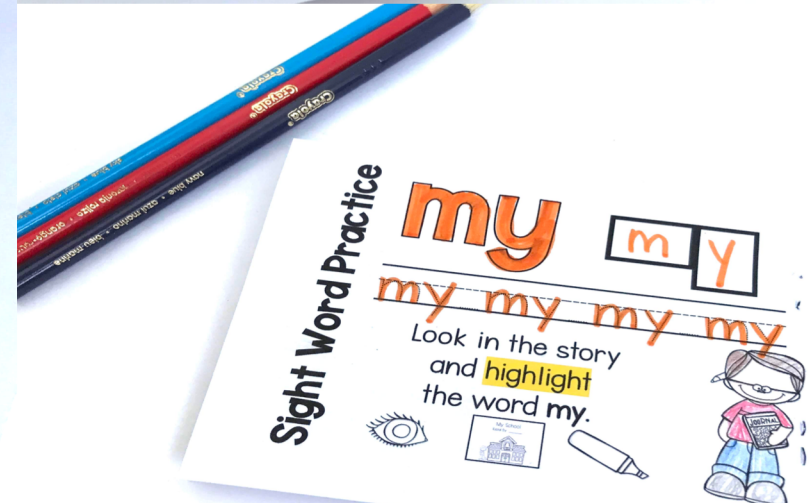
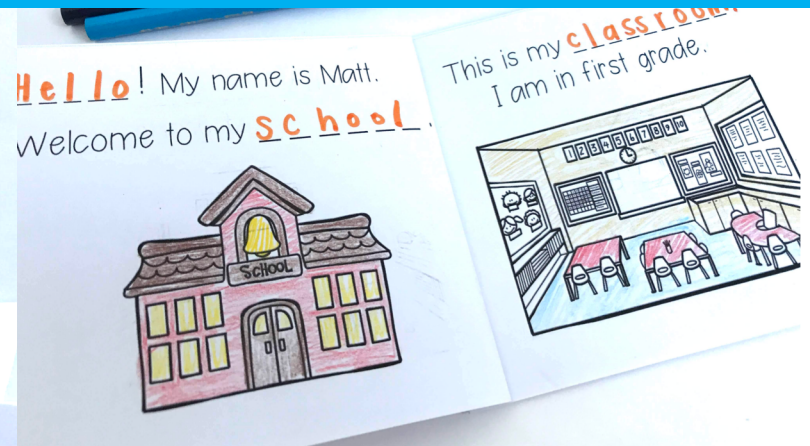






NEWCOMERS

Vocabulary Reading Booklets



Terms of Use

Thank you for your purchase! By purchasing this resource, you are agreeing that the contents are the property of *Inspiring Young Learners* and **licensed to you only for classroom/personal use as a single user**. I retain the copyright, and reserve all rights to this product.

YOU MAY:

- ★ Use items (free and purchased) for your own classroom students, or your own personal use.
- ★ Reference this product in blog posts, at seminars, professional development workshops, or other such venues PROVIDED there is both credit given to myself as the author and a link back to my TPT store is included in your post/presentation.
- ★ Distribute and make copies of **free items only** to other teachers PROVIDED there is credit given to Inspiring Young Learners and a link back to my TPT store.

YOU MAY NOT:

- ★ Claim this work as your own, alter the files in any way, or remove/attempt to remove the copyright/watermarks.
- ★ Sell the files or combine them into another unit for sale/free.
- ★ Post this document for sale/free elsewhere on the internet (this includes Google Doc links on blogs).
- ★ Make copies of purchased items to share with others is strictly forbidden and is a violation of the Terms of Use, along with copyright law.
- ★ Obtain this product through any of the channels listed above.

Thank you for abiding by universally accepted codes of professional ethics while using this product.


If you encounter an issue with your file, notice an error, or are in any way experiencing a problem, please contact me at inspiringyounglearners@gmail.com and I will be more than happy to help sort it out!

Thank you! *Beth Vancher*


How to Assemble Booklets:

On the following pages you will find two different booklets for the same set of vocabulary words. The first booklet is for students to locate the vocabulary words in the story and circle them. The second booklet is for students to fill in the blanks using the word bank that is included.


Here's how to assemble the books.



1. Print each page of the booklet.



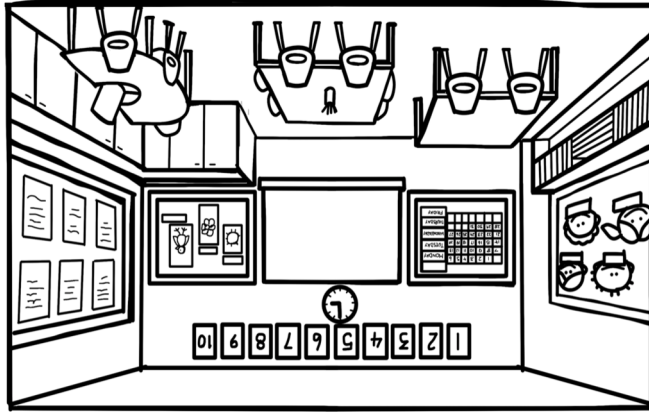
2. Fold the paper from the top down.




3. Fold the paper in half. Repeat with the second page of the booklet and place behind the first.



4. Staple the pages together and the booklets are ready to go!



This is my classroom.
I am in first grade.



Hello! My name is Matt.
Welcome to my school.

This is my teacher.
Her name is Mrs. Jones.



My School

Read By: _____



Sight Word Practice



my

my my my my

Look in the story
and **highlight**
the word my.



These are students.
There are boys and girls.

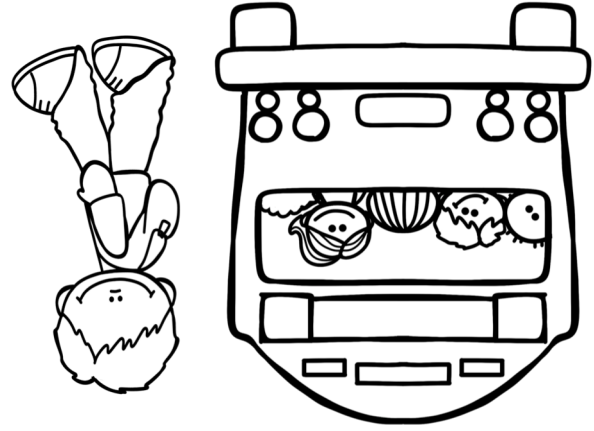


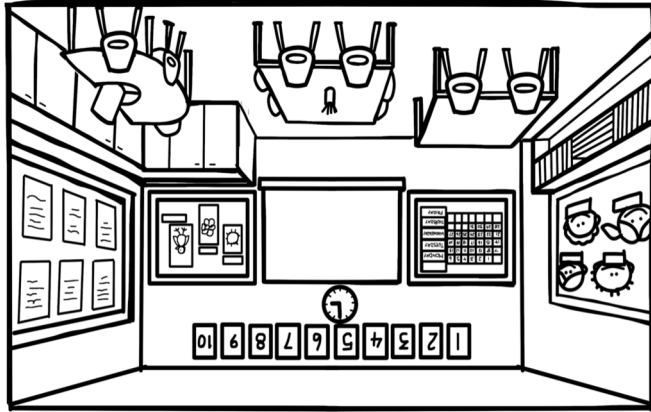
Word Bank
Can you circle the words in
the story?

1. boys
2. girls
3. teacher
4. students
5. Goodbye
6. Hello
7. school
8. classroom




It is time to go home.
Goodbye!





This is my -----
I am in first grade.

This is my -----.
Her name is Mrs. Jones.



Welcome to my -----
My name is Matt.

My School

Read By: -----



Sight Word Practice



my

my my my my

Look in the story
and **highlight**
the word my.



These are _____.
There are _____ and _____.



Word Bank
Can you find where these
words go in the story?

1 boys

2 girls

3 teacher

4 students

5 Goodbye

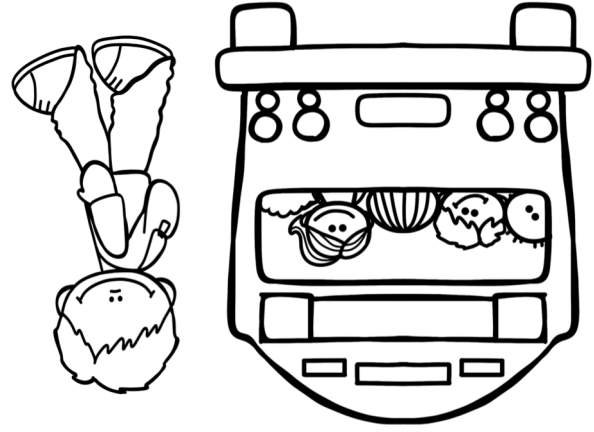
6 Hello

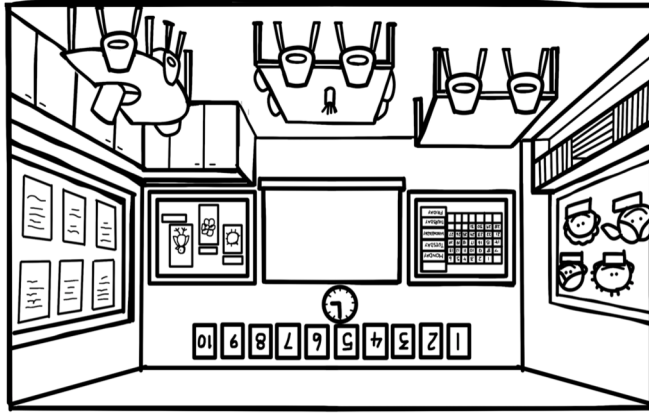
7 school

8 classroom




It is time to go home.
i





This is my classroom.
I am in 2nd grade.




Good morning! My name is Emma.
I am a girl. I am 7 years old.

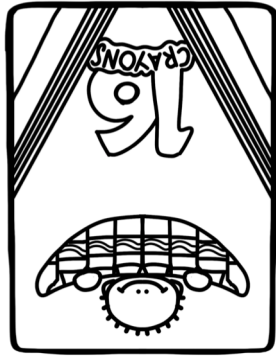
When I enter my classroom, I put
away my backpack.




In the Classroom

Read By: _____






I like to use my
crayons to color.




When I write I
use paper and a
pencil.

When it's time to go home,
I get on the bus!
See you tomorrow!



Then I sit at my
desk and listen to
my teacher.



Sight Word Practice

am

--	--

am am am am

Look in the story
and **highlight**
the word am.



✓ Your Understanding

What was your favorite
page from the story?
Draw it below!




Draw your teacher:

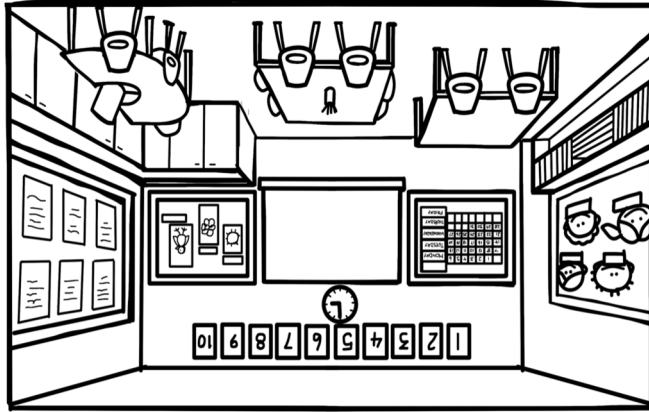
Vocabulary

Vocabulary

Can you circle these words
in the story?

1. bus
2. desk
3. crayons
4. paper
5. backpack
6. pencil
7. classroom
8. girl





This is my _____.
I am in 2nd grade.




Good morning! My name is Emma.
I am a _____. I am 7 years old.

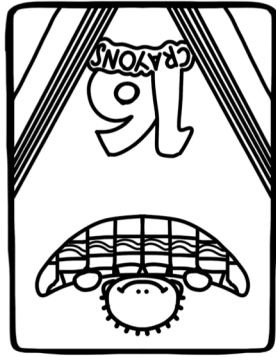
When I enter my classroom, I put
away my _____.




In the Classroom

Read By: _____






I like to use my
to color.




When I write I
use _____
and _____.

When it's time to go home,
I get on the _____.
See you tomorrow!



Then I sit at my
_____ and listen
to my teacher.



Sight Word Practice

am



am am am am

Look in the story
and **highlight**
the word am.



✓ Your Understanding

What was your favorite
page from the story?
Draw it below!



Draw your teacher:

Vocabulary

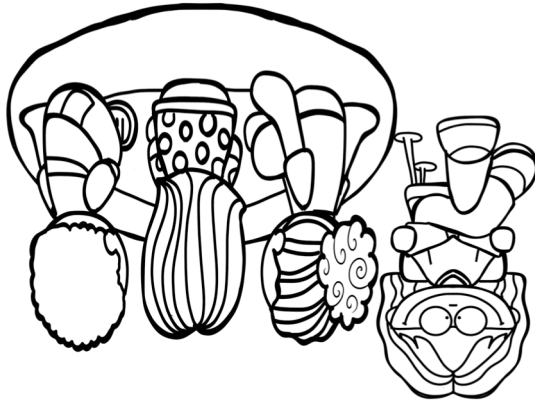
Vocabulary

Can you find where these words
go in the story?



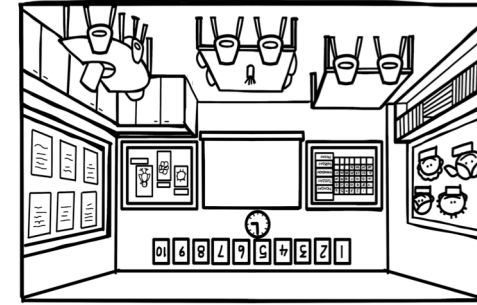
1. bus
2. desk
3. crayons
4. paper
5. backpack
6. pencil
7. classroom
8. girl





When the teacher
is talking,
we sit and listen


When we want to talk,
we raise our hand.

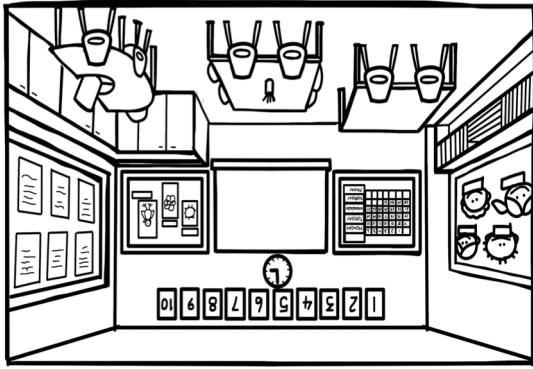


Good morning!
Today we are
going to learn the
classroom rules.


Classroom Rules

Read By: _____






Now the classroom
is ready for tomorrow.
Goodbye!



We clean up our supplies
like the glue, scissors,
and notebooks.

Vocabulary


Can you circle these words
in the story?



1. line
2. notebooks
3. raise our hand
4. glue
5. sit
6. scissors
7. listen



When we leave
the classroom,
we stand in a line.



Sight Word Practice

the

the the the

Look in the story
and **highlight**
the word **the**.



Vocabulary

Draw a picture of you
sitting at your desk.




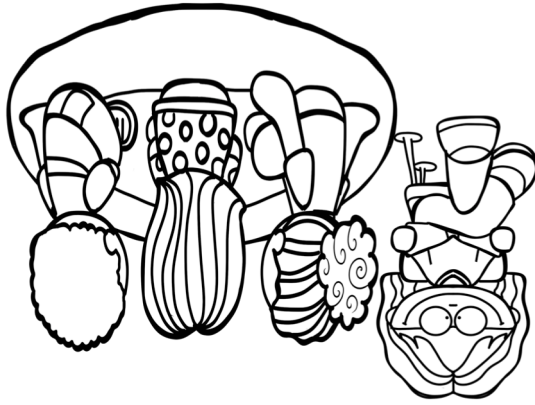
Draw a picture of you
raising your hand.

Vocabulary

 Your Understanding

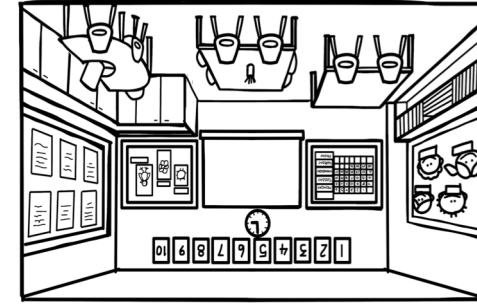
Draw a picture of your school supplies.





When the teacher
is talking,
we _____ and _____.


When we want to talk,
we _____ our hand.

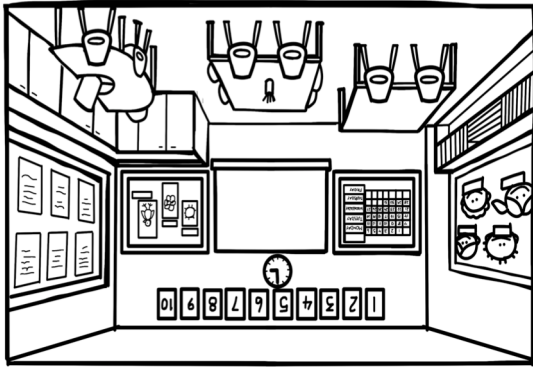


Good morning!
Today we are
going to learn the
classroom _____.


Classroom Rules

Read By: _____





Now the classroom
is ready for tomorrow.
Goodbye!



We clean up our supplies
like the _____,
and _____.

Vocabulary


Can you find where these words
go in the story?



1. line
2. notebooks
3. raise
4. glue
5. sit
6. scissors
7. listen
8. rules



When we leave
the classroom,
we stand in a _____.



Sight Word Practice

the

the the the

Look in the story
and highlight
the word the.



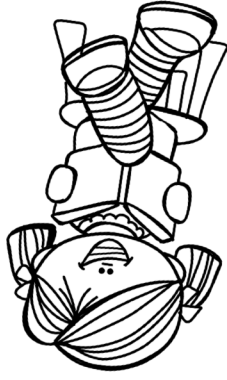
Vocabulary

Draw a picture of you
raising your hand.



 Your Understanding


Draw a picture of your school supplies.





We begin our day with math.
I like math!

Next, we work
on reading. I like listening
to the story.

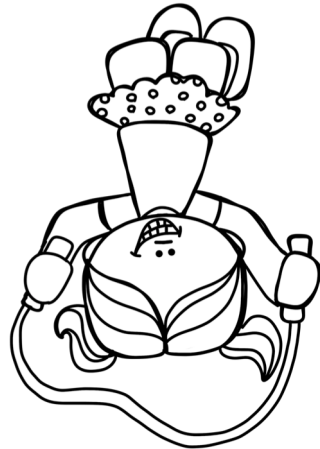


Hello! Today we are going to
learn about the
school day.

Our Daily Schedule



Read By: _____





I like recess! I get to
play with all my
friends.

At the end of the day it's
time for writing. I need a
pencil and paper.



Next, it's time
for lunch. We need to eat
all our food.

Before lunch we stop at the
bathroom. There is one bathroom for
boys and one for girls.



Sight Word Practice

like



like like like

Look in the story
and **highlight**
the word like.



✓ Your Understanding

What does the girl like
to do during reading?
(Look back in the story!)




Draw a picture of what you like
to do during recess.

Vocabulary

Vocabulary

Can you circle these words
in the story?





1. bathroom
2. writing
3. lunch
4. math
5. reading
6. recess





We begin our day with
----- I like math!

Next, we work
on ----- I like listening
to the story.

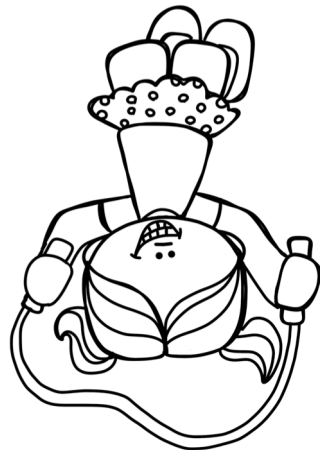


Hello! Today we are going to
learn about the
school day.

Our Daily Schedule



Read By: _____





I like _____ I get
to play with all my
friends.


At the end of the day it's time
for _____.
I need a pencil and paper.



Next, it's time
for _____. We need to eat
all our food.

Before lunch we stop at the
bathroom. There is one _____
for boys and one for girls.





What does the girl like
to do during reading?
(Look back in the story!)

✓ Your Understanding



Draw a picture of what you like
to do during recess.

Vocabulary

Sight Word Practice

like

like like like

Look in the story
and **highlight**
the word **like**.



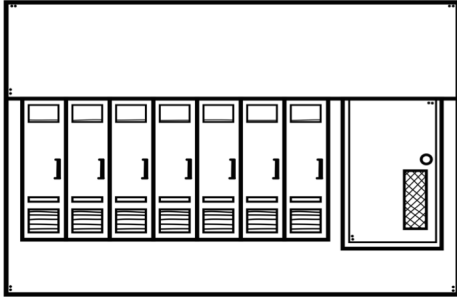
Vocabulary

Can you find where these words
go in the story?




1. bathroom
2. writing
3. lunch
4. math
5. reading
6. recess



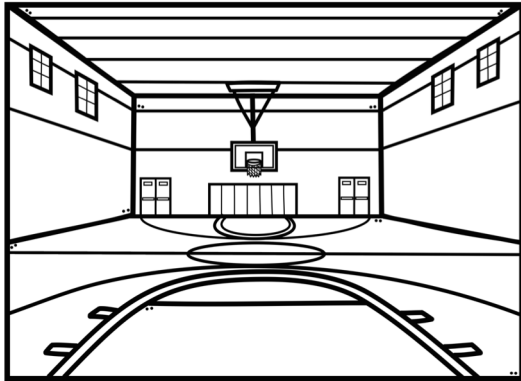


This is the hallway.
We need to walk in the
hallway.



Good morning!
Today I am going to show
you around my school.

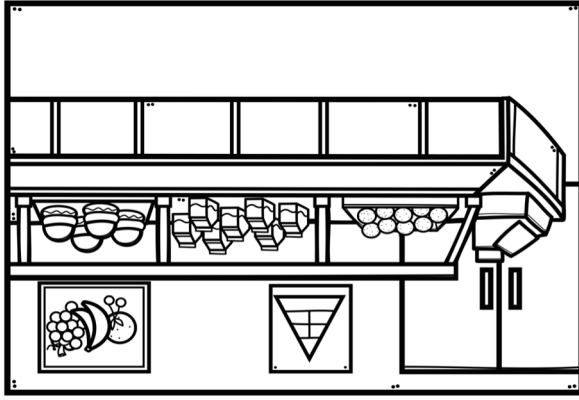
This is the gym. He
likes to play games
in the gym.




Around the School

Read By: _____






This is the cafeteria.
We need to eat our lunch
in the cafeteria.




This is auditorium.
He likes to sing in the auditorium.

This is the playground.
I like to play at the
playground.



This is the library.
She likes to read books
in the library.



Sight Word Practice

need

need need need

Look in the story
and **highlight**
the word **need**.



✓ Your Understanding

Draw a line from the
noun to the verb.

- | | | |
|------------|---|------------|
| playground | • | eat |
| cafeteria | • | read |
| hallway | • | play |
| auditorium | • | walk |
| gym | • | sing |
| library | • | play games |

Vocabulary




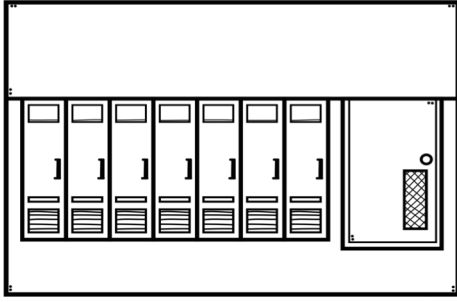
Draw what a student
would do in the library.

Vocabulary


Can you circle these words
in the story?

1. library
2. playground
3. hallway
4. gym
5. cafeteria
6. auditorium



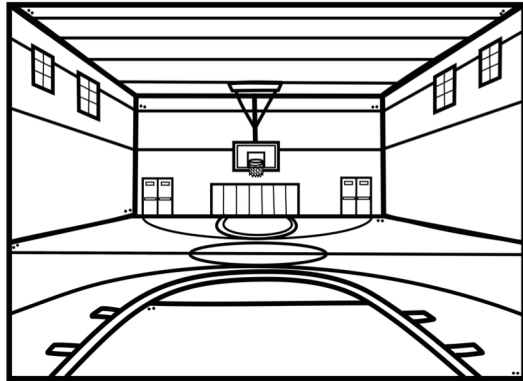


This is the _____.
We need to walk in the
hallway.



Good morning!
Today I am going to show
you around my school.

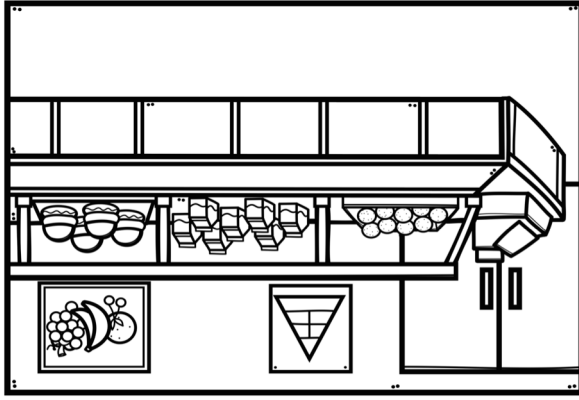
This is the gym. He
likes to play games
in the _____.




Around the School

Read By: _____






This is the _____.
We need to eat our lunch
in the cafeteria.




This is auditorium.
He likes to sing in the

This is the _____.
I like to play at the
playground.



This is the _____.
She likes to read books
in the library.



Sight Word Practice

need

need need need

Look in the story
and **highlight**
the word **need**.



✓ Your Understanding

Draw a line from the
noun to the verb.

- | | | |
|------------|---|------------|
| playground | • | eat |
| cafeteria | • | read |
| hallway | • | play |
| auditorium | • | walk |
| gym | • | sing |
| library | • | play games |

Vocabulary



Draw what a student
would do in the library.

Vocabulary

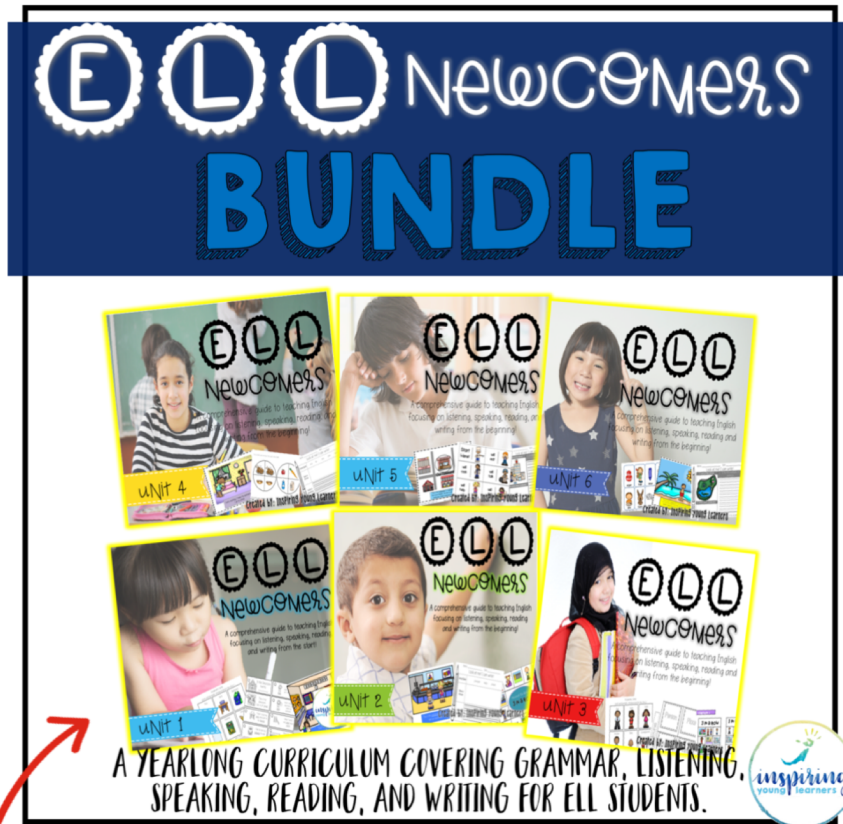
Can you find where these words
go in the story?



1. library
2. playground
3. hallway
4. gym
5. cafeteria
6. auditorium



LOOKING FOR MORE?



Everything YOU Need for ELL
Newcomers BUNDLE!

- 24 weeks of foundational English skills that focus on listening, speaking, vocabulary, grammar, reading and writing.
- Over 1,000 pages of materials.
- Daily detailed lesson plans.
- Can easily be differentiated for different levels of English learners.
- Engaging, interactive, and fun!

Click here to find out more!

A Huge Thank You To:

