

# ELL Newcomers



# Welcome Book

# Please read!

## Terms of Use

Thank you for your purchase! By purchasing this resource, you are agreeing that the contents are the property of Inspiring Young Learners and **licensed to you only for classroom/personal use as a single user**. I retain the copyright, and reserve all rights to this product.

### **YOU MAY:**

- ★ Use items (free and purchased) for your own classroom students, or your own personal use.
- ★ Reference this product in blog posts, at seminars, professional development workshops, or other such venues PROVIDED there is both credit given to myself as the author and a link back to my TPT store is included in your post/presentation.
- ★ Distribute and make copies of **free items only** to other teachers PROVIDED there is credit given to Inspiring Young Learners and a link back to my TPT store.

### **YOU MAY NOT:**

- ★ Claim this work as your own, alter the files in any way, or remove/attempt to remove the copyright/watermarks.
- ★ Sell the files or combine them into another unit for sale/free.
- ★ Post this document for sale/free elsewhere on the internet (this includes Google Doc links on blogs).
- ★ Make copies of purchased items to share with others is strictly forbidden and is a violation of the Terms of Use, along with copyright law.
- ★ Obtain this product through any of the channels listed above.

Thank you for abiding by universally accepted codes of professional ethics while using this product.

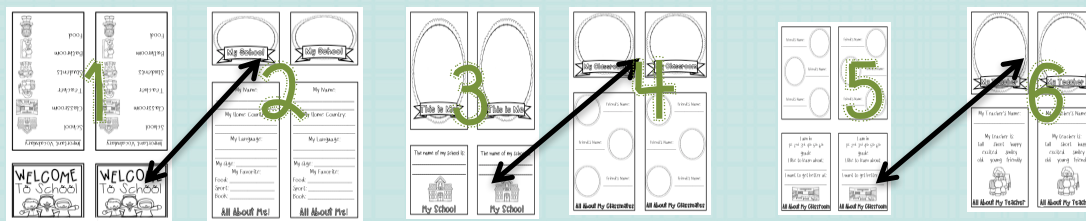
If you encounter an issue with your file, notice an error, or are in any way experiencing a problem, please contact me at [inspiringyounglearners@gmail.com](mailto:inspiringyounglearners@gmail.com) and I will be more than happy to help sort it out!

Thank you! Beth Vaucher



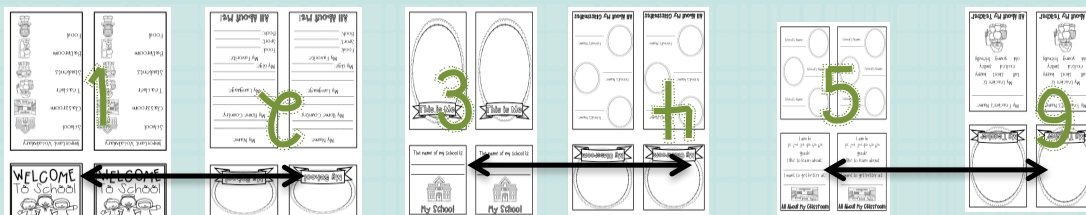
# To create a Flipbook:

1. Print pages 4-9 single sided.
2. Line up your pages in the order they printed out.





3. Keep the cover page the same, but flip the second page so that it is opposite of page 1. Keep pages 1,3,5 straight up and flip 2,4,6 so that they are upside down.

The text boxes will match up as seen below.



4. Run it through the printer double sided as shown above. Then, line up the pages that say "All About Me, All About my Classmates, and All About my Teacher" in that order.. Fold over the top of the pages so that all pages are visible. Next, staple it at the top and cut the page down the middle to create two mini flipbooks. Now they are ready to go!






Food

Bathroom




Students

Teacher

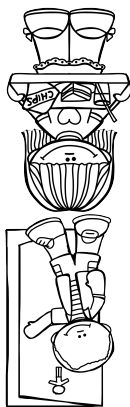


Classroom



School

Important Vocabulary



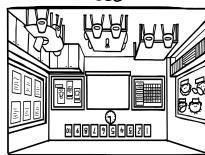
Food

Bathroom




Students

Teacher




Classroom




School

Important Vocabulary



WELCOME  
To School



WELCOME  
To School







My Name: \_\_\_\_\_  
\_\_\_\_\_

My Home Country: \_\_\_\_\_  
\_\_\_\_\_

My Language: \_\_\_\_\_  
\_\_\_\_\_

My Age: \_\_\_\_\_  
\_\_\_\_\_

My Favorite: \_\_\_\_\_

Food: \_\_\_\_\_  
Sport: \_\_\_\_\_  
Book: \_\_\_\_\_

All About Me!

My Name: \_\_\_\_\_  
\_\_\_\_\_

My Home Country: \_\_\_\_\_  
\_\_\_\_\_


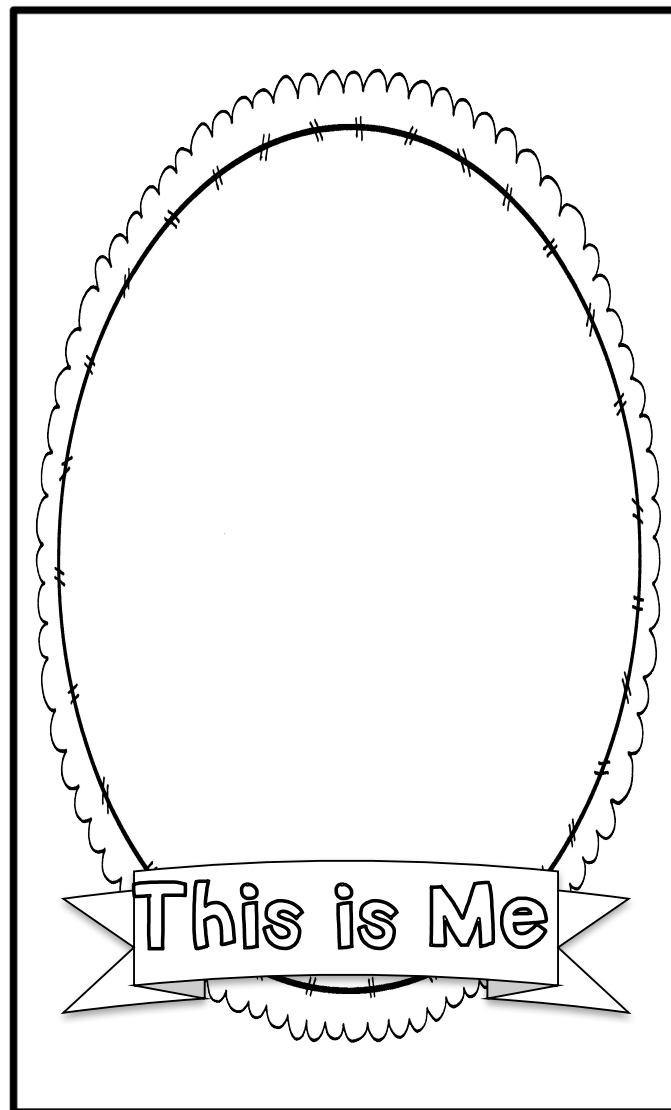
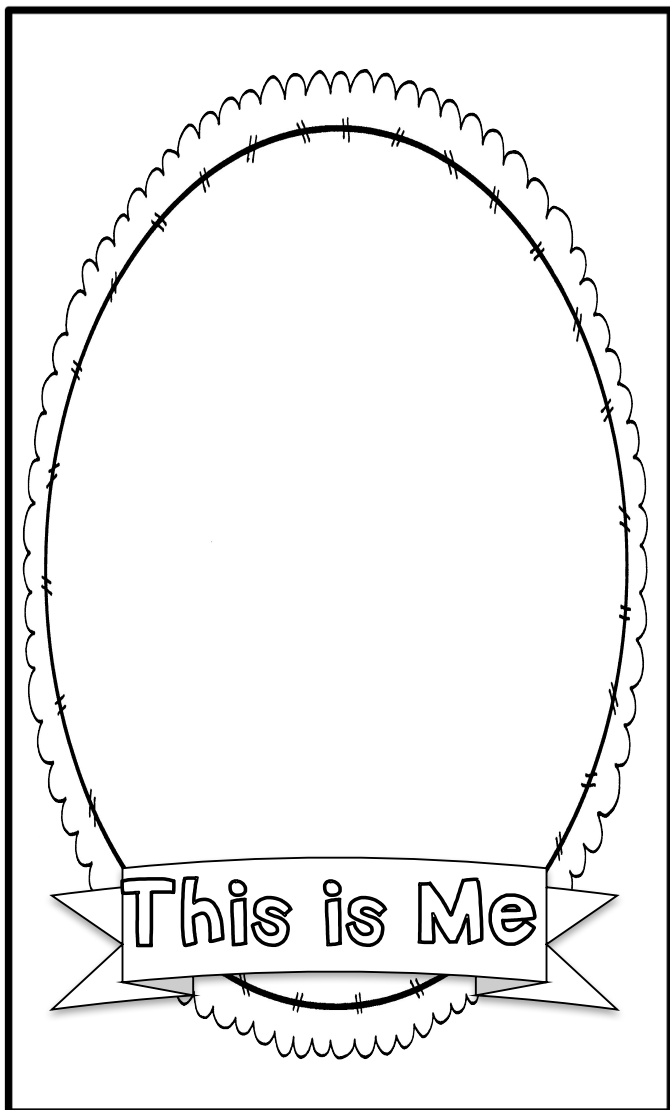
My Language: \_\_\_\_\_  
\_\_\_\_\_

My Age: \_\_\_\_\_  
\_\_\_\_\_



My Favorite: \_\_\_\_\_

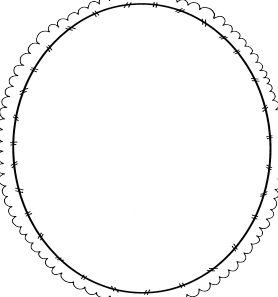
Food: \_\_\_\_\_  
Sport: \_\_\_\_\_  
Book: \_\_\_\_\_

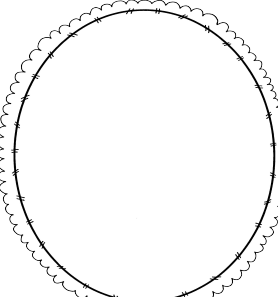
All About Me!

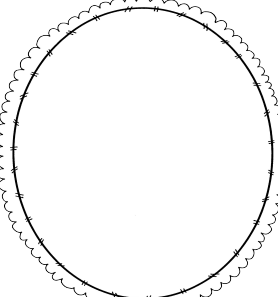




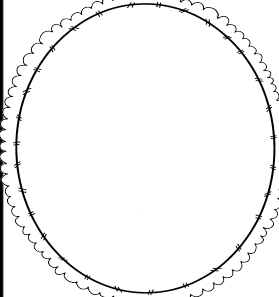


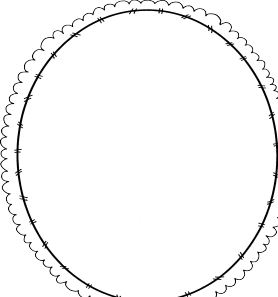
 Friend's Name: \_\_\_\_\_

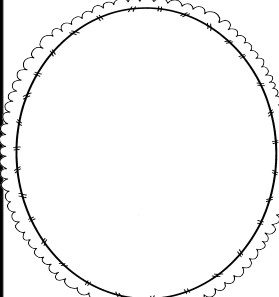
Friend's Name: \_\_\_\_\_ 

 Friend's Name: \_\_\_\_\_

**All About My Classmates**

 Friend's Name: \_\_\_\_\_

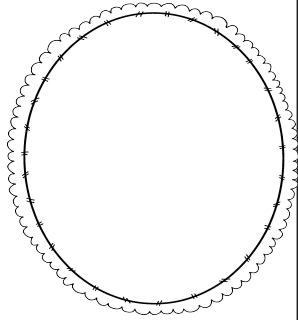
Friend's Name: \_\_\_\_\_ 

 Friend's Name: \_\_\_\_\_

**All About My Classmates**

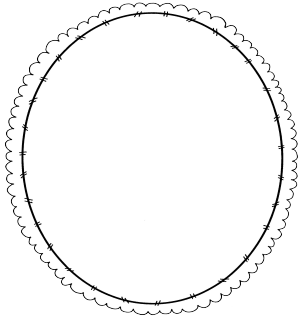
Friend's Name:

\_\_\_\_\_



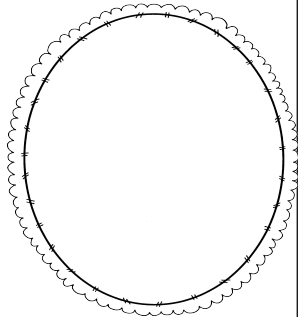
Friend's Name:

\_\_\_\_\_



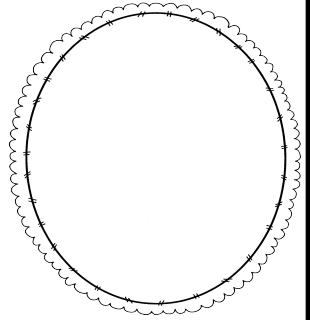
Friend's Name:

\_\_\_\_\_



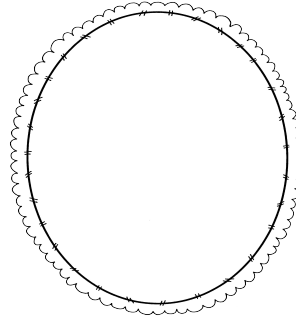
Friend's Name:

\_\_\_\_\_



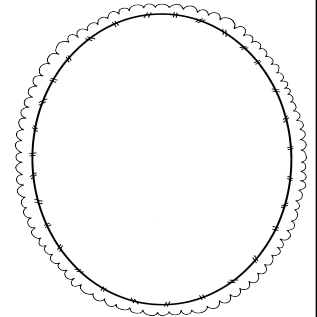
Friend's Name:

\_\_\_\_\_



Friend's Name:

\_\_\_\_\_



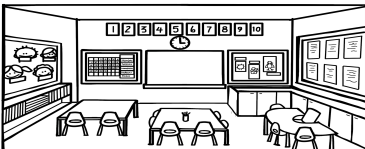
I am in  
1st 2nd 3rd 4th 5th 6th  
grade

I like to learn about:

\_\_\_\_\_

I want to get better at:

\_\_\_\_\_



All About My Classroom

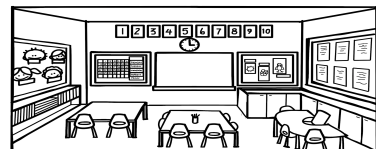
I am in  
1st 2nd 3rd 4th 5th 6th  
grade

I like to learn about:

\_\_\_\_\_



I want to get better at:

\_\_\_\_\_



All About My Classroom





My Teacher's Name:

---

My teacher is:

tall      short      happy  
excited      smiley  
old      young      friendly



All About My Teacher

My Teacher's Name:

---

My teacher is:

tall      short      happy  
excited      smiley  
old      young      friendly



All About My Teacher

# LOOKING FOR MORE?

## ELL Newcomers BUNDLE



A YEARLONG CURRICULUM COVERING GRAMMAR, LISTENING, SPEAKING, READING, AND WRITING FOR ELL STUDENTS.



Everything YOU Need for ELL  
Newcomers BUNDLE!

- 24 weeks of foundational English skills that focus on listening, speaking, vocabulary, grammar, reading and writing.
- Over 1,000 pages of materials.
- Daily detailed lesson plans.
- Can easily be differentiated for different levels of English learners.
- Engaging, interactive, and fun!

Click here to find out more!



Want to try Everything You Need for ELL Newcomers?  
CLICK THE PICTURE BELOW TO GET  
WEEK 1 AND 2 FOR FREE!



Click here to download it!

# A Huge Thank You To:

