

Thank you so much for downloading the ELL Newcomers Essential Words Lapbook!

Did you recently get a Newcomer student that needs support in learning English? This ELL Newcomer Essential Words Lapbook is the perfect introduction to welcoming your student and helping them begin to learn English.

The purpose of this lapbook is:

- Begin exposing students to the basic words and vocabulary of English.
- Give your students some independent practice during class time.
- Have an opportunity to share about themselves!

This essential lapbook is only the start! If you want to help your newcomer students learn English then check out my Everything You Need for ELL Newcomers BUNDLE, which weekly covers listening, grammar, speaking, reading and writing and builds a solid foundation for students to learn English! Click the picture below to find out more!



Or click on the logo to check out all the products I have in my store. Make sure to follow me to receive 50% off all new products for the first two days.



This activity book is something that you can assemble yourself and have ready for when your newcomer student arrives, or you can have the student help cut and glue the pieces into the file folder. That may be more complicated, but your student might also really enjoy using scissors, glue and time with you! 😊

Follow these simple instructions to assemble the lapbook!



1. Open a file folder and lay it flat. Then take the right side and fold it into the middle, then do the same with the left side. Cut the cover page in half and glue each side onto the file folder flap openings.



2. Open the file folder. In the middle, glue down the alphabet chart.



3. Take each of the color pages and line them up so each color is visible. Place the color cover on top and staple all the pieces together. Then glue just on the back of the blue side and place it on the upper left side flap.



4. Underneath the colors section, glue the number chart for 10-100.

The number chart for 1-10 will be placed on top of the other number chart by putting a thin line of glue across the top of the 1-10 chart and placing it just above the 10-100 chart.



5. On the upper right flap, glue down the body parts picture.



6. Underneath the body parts, glue the months of the year and days of the week. Staple all the pieces together before gluing.




7. Turn over the lapbook and glue the essential words page onto the back. The lapbook is now finished!



8. To make the workbook: Print all the pages and put them in number order. Then bind or staple.

WELCOME!





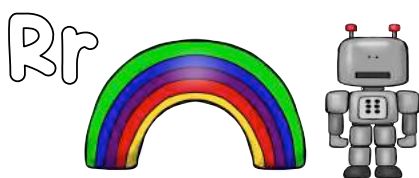
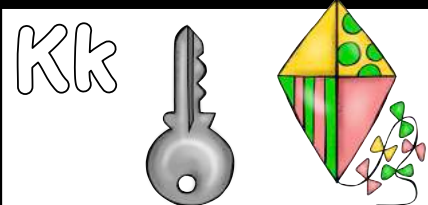


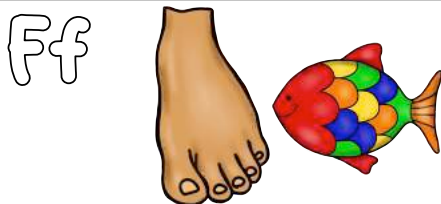




My name is:

I am from:


I speak:

I like to:

The Alphabet




Pink




Yellow



Red



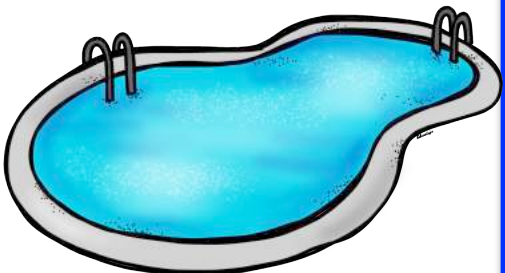
Green



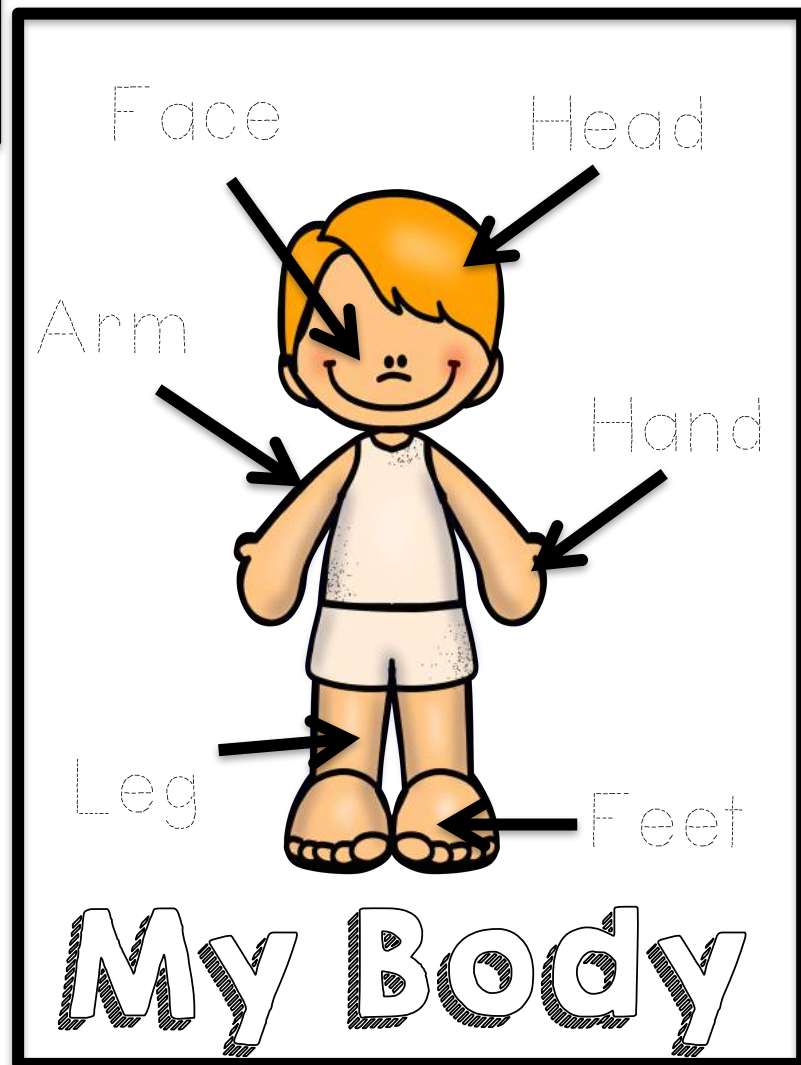
Orange



Blue



S
R
O
L
O
C



January



July



February



August



March



September



April



October



May



November



June



December



**Months
of the Year**

**Days of the
Week**

**Months
of the Year**

**Days of the
Week**

Sunday

Monday

Tuesday

Wednesday

Thursday

Friday

Saturday

Numbers 1-10


1

one



2

two




3

three



4

four



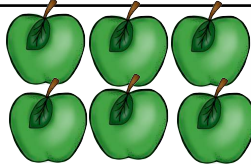
5

five



6

six



7

seven



8

eight



9











nine



10

ten



10 	20 
30 	40 
50 	60 
70 	80 
90 	100 
Numbers 10-100	

IMPORTANT WORDS

GREETINGS



Hello



Good-bye



My name is _____.



How
are
you?



Great!



Sad

PLACES/PEOPLE



Teacher
Students



School



Classroom

PHRASES



Where is the
bathroom?



When is lunch?




Help! I am lost!




What time do
we go home?

The Alphabet

Aa




Bb




Cc



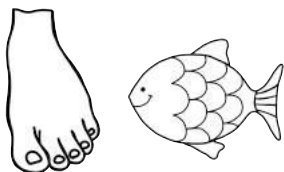
Dd



Ee



Ff



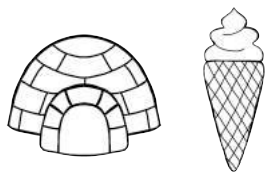
Gg



Hh




Ii




Jj




Kk



Ll



Mm




Nn



Oo



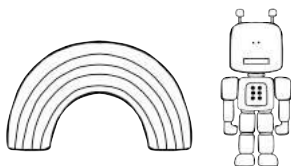
Pp



Qq



Rr



Ss



Tt




Uu



Vv



Ww




Xx



Yy



Zz



Months
of the Year

January

February

March

April

May

June

July

August

September

October

November

December

Sunday

Monday

Tuesday

Wednesday

Thursday

Friday

Saturday

Days
of the Week

Numbers 1-10


1

one



2

two



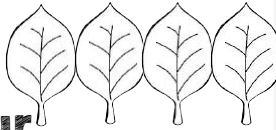
3

three




4

four



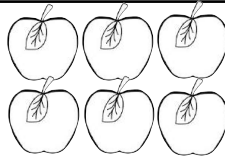
5

five



6

six



7

seven



8

eight



9

nine









10









ten

























10  













20    













30    
 















40    
   

















50    
   
 

60    
   
   

70    
   
   

80    
   
   

90    
   
   
 

100    
   
   
   

Numbers 10-100

IMPORTANT WORDS

GREETINGS




Hello



Good-bye



My name is _____.



How
are
you?



Great!



Sad


PLACES/PEOPLE



Teacher
Students



School



Classroom

PHRASES



Where is the
bathroom?



When is lunch?



Help! I am lost!



What time do
we go home?

Thank you to:



Let's Connect



For helpful blog posts, freebies, and easy to use strategies visit me at

www.inspiringyounglearners.com



Looking to connect with other teachers that support ELL students?

Join our Facebook group!

Find us at Inspiring ELL Learners



looking for more?



You can buy each individually or all 3 when you purchase the MEGA BUNDLE!